

2018 Land Cruiser



The peak of capability and comfort.

Getting there can be half the battle. But it doesn't need to be. That's why the 2018 Toyota Land Cruiser offers a powerful 381-hp V8, along with some serious off-road capabilities, to help you tackle some of the toughest terrain. But even though it's rugged on the outside, inside is all luxury, with spacious heated and ventilated semi-aniline perforated leather-trimmed front seats, plus a cooler box mounted in the center console to keep everyone's refreshments even more refreshing. After all, just because you need a break from civilization doesn't mean you can't remain civilized.



Land Cruiser shown in Blue Onyx Pearl.

The legend continues.

For over 60 years, around the globe, the Toyota Land Cruiser has remained an icon in 4WD performance and reliability. See how it's progressed over the years to what it has become today — a sophisticated blend of off-road prowess, on-road comfort and unparalleled refinement, with seating for up to eight. After all, adventures are best shared.

Heritage

OFF-ROAD CAPABILITY

Go where most SUVs simply can't.

Many SUVs claim off-road prowess, but few can actually deliver when you need it most. So when you have serious terrain to conquer, Land Cruiser's sophisticated off-road capabilities — including Crawl Control (CRAWL)²¹ with Off-road Turn Assist (OTA), Multi-terrain Select and the Kinetic Dynamic Suspension System (KDSS) — help get you there safely. Wherever “there” happens to be.

Land Cruiser shown in Blue Onyx Pearl.
See numbered footnotes in Disclosures section.

Land Cruiser

Land Cruiser has gained a loyal following virtually unmatched by any other SUV. And its loyalty is well earned, with unrivaled off-road performance enabled by sophisticated technologies — like enhanced 5-speed Crawl Control²¹ with Off-road Turn Assist, which helps even less experienced off-road drivers master extremely challenging conditions.



OFF-ROAD CAPABILITY



Land Cruiser shown in Blue Onyx Pearl.

CRAWL CONTROL²¹ WITH OFF-ROAD TURN ASSIST

When your off-road travels get tough, Crawl Control (CRAWL) is an advanced system that automatically modulates the throttle and brakes on five low-speed settings. Off-road Turn Assist allows for a tighter turning radius in Crawl Control mode in order to navigate turns when off-road.

MULTI-TERRAIN MONITOR¹⁶ WITH 9-IN. DISPLAY SCREEN

Demanding off-road situations often make you wish you could check your immediate surroundings for potential trouble. With the Multi-terrain Monitor, you can. Simply press a button to display front, rear and side camera views on the 9-in. navigation screen.



Enhanced Multi-terrain Monitor



See numbered footnotes in Disclosures section.

Land Cruiser shown in Blue Onyx Pearl.

KINETIC DYNAMIC SUSPENSION SYSTEM

The Kinetic Dynamic Suspension System (KDSS) helps keep optimal traction, no matter how uneven the terrain is. When activated, KDSS automatically disconnects the sway bar and adjusts the suspension system for better wheel articulation. So when the road ahead looks challenging, Land Cruiser is ready to help you conquer it with ease.



200 Series

The 200 Series Land Cruiser was first introduced globally in 2002. Over six decades of know-how went into the engineering of this SUV, fusing new, modern luxuries with legendary capability. And in 2013, this icon was transformed into the off-road standard-bearer it is today.

By now, every Land Cruiser came loaded with refined creature comforts like heated and ventilated front seats, leather-wrapped surfaces and four-zone automatic climate control. Terrain-conquering prowess was enhanced with standard technologies like an advanced 5.7-liter V8, standard Crawl Control²¹ and a Multi-terrain Monitor.¹⁶

STYLE & LUXURY

An upgrade in presence.

Some say less is more. With Land Cruiser, we've taken the opposite approach. From its leather-trimmed, heated steering wheel to its 9-in. full-color touch-screen display and perforated leather seating surfaces with front and rear multi-stage heating, this is one cockpit that really knows how to coddle.



Land Cruiser interior shown in Terra.

70

VDJ79

The VDJ79 is an evolution of the 70 series Land Cruiser that was first introduced in late 1984. Though never offered in the United States, the 70 series is the true inheritor of the FJ40's no-nonsense spirit. Light and compact compared to its 60 and 80 series contemporaries, the 70 series has always maintained a strong emphasis on capability over creature comfort. Its rugged, simple sensibilities have helped to keep it in production for over 20 years.

For 2007, the VDJ79 was fitted with the brand-new 1VD-FTV engine, Toyota's first intercooled turbo-diesel V8.



REAR-SEAT DVD ENTERTAINMENT SYSTEM

Rear-seat passengers can personalize their entertainment options with the available rear-seat DVD entertainment system. The latest movies, video games and more can be enjoyed on the two 11.6-in. screens placed behind the driver and front passenger seats. So no matter where your expedition takes you, the comforts of home can come along for the ride.



Available rear-seat DVD entertainment system shown.

INTEGRATED ENTUNE™ 2.5 PREMIUM JBL® AUDIO WITH NAVIGATION² AND ENTUNE® APP SUITE³

Land Cruiser's Entune™ Premium JBL® Audio with Integrated Navigation and App Suite gives you a high-end entertainment experience. Its high-resolution 9-in. touch-screen display lets you access the navigation system, your music and more. SiriusXM® Satellite Radio⁴ and iPod®¹⁰ connectivity mean you'll always have the perfect soundtrack to your adventure. And with 14 JBL Synthesis® speakers, including a subwoofer and amplifier, it will all sound amazing too.



Enhanced Multi-terrain Monitor.

LEATHER-TRIMMED HEATED STEERING WHEEL WITH MOUNTED CONTROLS

Land Cruiser's leather-trimmed steering wheel is not only heated, it also features controls for the audio system, Multi-Information Display and Bluetooth®¹³ wireless technology.



Land Cruiser leather-trimmed steering wheel shown.

See numbered footnotes in Disclosures section.



FZJ80 OZ

The worldwide response to the new 80 series was overwhelming: The main plant had to stay open around the clock for six months straight. That was unprecedented — much like the 80 series itself.

Luxury and capability were integrated like never before. The long-standing solid axles were replaced with a coil-spring suspension, but with greater suspension travel. Passengers were met with available leather trim and a refrigerator — and a space in the dashboard allowed for a two-way radio.

And off-road competence just increased. Full-time 4WD replaced the part-time system, and a locking center differential was added to the drivetrain.

Utilitarian models of the 80 series continued to be used on Australian ranches. But luxury models were here to stay. Where would Land Cruiser go from here?



FAMILY VERSATILITY

Versatile enough for the extended family.

There are family SUVs. And then there are SUVs that are versatile enough to accommodate even the extended family. With seating for up to eight people in complete comfort — and second and third rows that can fold down to open up over 80 cu. ft. of cargo room⁴⁴ — Land Cruiser is as versatile as it is spacious.


Land Cruiser interior shown in Terra.
See numbered footnotes in Disclosures section.

FJ62

The FJ62 shares the 60 series category with the FJ60. The notable upgrades from the FJ60 to the FJ62 were the fuel-injected 4.0-liter 6-cylinder 3F-EFI engine, an automatic transmission, rectangular headlights, larger sideview mirrors and power options. As on the FJ60, FJ62 owners enjoyed plenty of interior space compared to owners of previous Land Cruisers.



FAMILY VERSATILITY



Land Cruiser interior shown in Terra with available rear-seat DVD entertainment system.

81.7 CU. FT. OF CARGO VOLUME**

With the third- and second-row seats folded, you'll be greeted by a cavernous 81.7 cubic feet of cargo capacity. So the next time you're wondering if that super-sized, bargain-price flat-screen will fit, the answer is probably yes.

8-PASSENGER SEATING

Expeditions often require the assistance of an entire crew. Fortunately, Land Cruiser's spacious cabin offers seating for up to eight. And everyone can ride in comfort, thanks to multi-stage heated and ventilated front seats, a multi-stage heated 40/20/40 split second-row seat with center armrest, and a 50/50 split third-row seat.



Land Cruiser interior shown in Terra with available rear-seat DVD entertainment system.

FOLDAWAY THIRD-ROW SEAT

Up, up and away. Land Cruiser's 50/50 split rear seats not only fold flat, they also fold away against the interior walls of the vehicle to create a level load floor.



Land Cruiser interior shown in Terra with available rear-seat DVD entertainment system. See numbered footnotes in Disclosures section.



FJ60

When asked about the 60 series, one Land Cruiser mechanic smiles and talks about the mileage on one he'd just seen: 450,000*.

The all-new 60 series got its start in 1980 with new gasoline and diesel engines, new transmissions and new luxuries, like a moonroof, sport bucket seats and a third-row seat.

Toyota was aiming for on-road comfort, but off-road standbys were retained: front and rear solid axles and two locking differentials. The result was a blended vehicle like no other. Eventually, some 2500 variations would be made throughout the world.

The mechanic concludes his comments with the story of a guy who's got 650,000 miles* on his Land Cruiser. But it's not being towed to the junkyard. It's his daily driver.

*These mileage performances are exceptional. Do not expect to obtain the same mileage with your Toyota. Powertrain warranty: 60 months/60,000 miles (engine, transmission/transaxle, drive system, seatbelts and airbags).



A suite of active features to keep you safe.

Whether you're cruising through the city or leaving civilization behind, it helps to have someone looking out for you. That's the idea behind Toyota Safety Sense™ P (TSS-P),²⁰ an available suite of intelligent safety packages that work together to help keep you and everyone around you safe.

FJ45

Based on the FJ40, the FJ45 was a pickup version of that model. The FJ45 was only available in the United States from 1963-1967. The FJ45 featured either a fixed roof or a removable hardtop. The FJ45 Land Cruiser was available as a 4-Door Wagon, a Short Bed Pickup or a Long Bed Pickup. While existing Long Bed and Wagon models are rare, the Short Bed version is extremely rare.



Land Cruiser shown in Blue Onyx Pearl.

See numbered footnotes in Disclosures section.

Toyota
Safety
Sense™

Toyota Safety Sense™ P

Toyota Safety Sense™ (TSS)²⁰ is a bundle of active safety features on most new Toyota vehicles at no additional cost. These innovative features were designed to help protect you and your passengers from harm.




LANE DEPARTURE ALERT²⁴ AND VEHICLE SWAY WARNING⁵⁰

Under certain circumstances, Lane Departure Alert (LDA) is designed to detect lane departure on roads with clear markings. It only activates when you're traveling at a speed of 32 mph or faster. When you hear and see the alert, after carefully checking the road around you, you should safely direct your vehicle back to the center of your lane.



PRE-COLLISION SYSTEM²³ WITH PEDESTRIAN DETECTION²⁸

Using an in-vehicle camera and radar to help detect a vehicle or a pedestrian in front of you, the Pre-Collision System with Pedestrian Detection (PCS w/PD) can help you mitigate or avoid a potential collision. If it determines that a frontal collision is likely, it prompts you to take action using audio and visual alerts. If you notice the potential collision and apply the brakes, PCS w/PD may apply additional force using Brake Assist.³¹ If you don't brake in time, it may automatically apply the brakes to reduce your speed.



AUTOMATIC HIGH BEAMS²⁹

Automatic High Beams (AHB) are a safety system designed to help you see more clearly at night — without blinding other drivers. Designed to activate at speeds above 25 mph, AHB rely on an in-vehicle camera to help detect the headlights of oncoming vehicles and taillights of preceding vehicles, then automatically toggle between high and low beams accordingly to provide the appropriate amount of light.

FJ40

The FJ40 is the most iconic Land Cruiser. It is instantly recognizable: a simple, two-box hardtop with wraparound rear windows and dual swing-out doors. But durability made the design a legend. According to one expert, it is still “the standard of the industry,” with more 40 series still running than any other off-road vehicle.

The 40 series gave the marque low-range gearing, a jump in horsepower and payload, and a greater variety of body styles and engines than ever before. And in the 40 series, Land Cruiser's growing popularity meant it truly began to cover the Earth, with over a million made in 24 years on the market.



See numbered footnotes in Disclosures section.

Safety that never sits still.

When it comes to safety, you can never have too much protection. That's why Land Cruiser comes standard with ten airbags,³³ including our Advanced Airbag System for driver and front passenger. And to reduce your chance of needing those airbags, we made our Star Safety System™ features standard: Vehicle Stability Control (VSC);³⁰ Active Traction Control (A-TRAC), Anti-lock Brake System (ABS), Electronic Brake-force Distribution (EBD), Brake Assist (BA)³¹ and Smart Stop Technology® (SST).³²



Land Cruiser shown in Blue Onyx Pearl.

See numbered footnotes in Disclosures section.

150

FJ25

With real doors, roll-down windows and available air conditioning, the 20 series brought the BJ-era Land Cruiser into civilian life. But a subtle design trait on the dashboard foretold Land Cruiser's future: the glove box and instrument panel were identically shaped and interchangeable, making manufacturing a left-hand- or right-hand-drive version equally easy. For Toyota, foreign markets were the new target.

Toyota called it the "Land Cruiser Strategy": Establish a bridgehead in a new country with Land Cruiser and then follow it with passenger cars. Other marketing savvy included adjusting chassis length to market demand, and creating pickups and wagons — soft- and hardtops, 4-doors and 2-doors.



SAFETY

TIRE PRESSURE MONITOR SYSTEM²² WITH INDIVIDUAL TIRE LOCATION ALERT

Because maintaining the correct tire pressure is important for both handling stability and prolonging the life of your tires, we made this advanced Tire Pressure Monitor System (TPMS) standard. It not only alerts you if a tire loses pressure, it also gives you direct pressure readouts and even tells you which tire is low.



Land Cruiser shown in Blue Onyx Pearl.



SAFETY CONNECT²⁷

Another standard feature, Safety Connect,[®] combines Emergency Assistance, Roadside Assistance, Automatic Collision Notification and even a Stolen Vehicle Locator. Includes a complimentary one-year trial subscription.

BLIND SPOT MONITOR³⁶ AND REAR CROSS-TRAFFIC ALERT³⁷

Land Cruiser helps you get there safely. When backing out of your driveway, Rear Cross-Traffic Alert (RCTA) warns you if vehicles are approaching. On the road, the Blind Spot Monitor (BSM) illuminates a warning indicator on the appropriate sideview mirror if it detects a vehicle in your blind spot. And once you arrive, standard front and rear parking assist sonar³⁵ helps you park, using audible and visual cues that help you gauge your distance from other vehicles.



Land Cruiser shown in Blue Onyx Pearl.

See numbered footnotes in Disclosures section.

Legend

Create your own legacy.

With over 60 years as an off-roading icon, Land Cruiser has cemented its place in automotive history. Now it's your turn to add to Land Cruiser's fabled mystique. Land Cruiser has the capability to take your adventures farther than you thought possible. It's time to own the legend and see where it takes you.

LAND CRUISER MODEL



Powertrain

- 5.7L V8 Engine with 381 hp @ 5600 rpm; 401 lb.-ft. @ 3600 rpm
- 8-speed Electronically Controlled automatic Transmission
- Full-time 4WD system with Active Traction Control (A-TRAC)
- Torsen^{®43} limited-slip differential with locking feature

Exterior Features

- Projector-beam LED low-/high-beam headlights
- 18-in. split-spoke alloy wheels
- Skid plates on front suspension, radiator, fuel tank and transfer case

Interior Features

- 8-passenger seating with semi-aniline perforated leather-trimmed seating surfaces
- Multi-stage heated and ventilated front seats
- 40/20/40 split, sliding, reclining, folding, tumble and multi-stage heated second-row seat
- Multi-terrain Select
- 5-Speed Crawl Control (CRAWL)²¹ with Off-road Turn Assist (OTA)

Safety

- Toyota Safety Sense™ P (TSS-P)²⁰

COLOR/TRIM/WHEEL

Color



Midnight Black Metallic



Blue Onyx Pearl



Brandywine Mica



Magnetic Gray Metallic




Classic Silver Metallic



Blizzard Pearl⁴⁷

Trim



Black semi-aniline perforated leather



Terra semi-aniline perforated leather

Wheel



18-in. alloy wheel

ACCESSORIES



All-weather floor liners⁴⁹



Cargo mats

To learn about all the accessories available for Land Cruiser, visit your local Toyota dealer or toyota.com/landcruiser

FEATURES¹

EXTERIOR

LED projector-beam low- and high-beam headlights, auto on/off feature, headlight cleaners and integrated Land Cruiser logo	S	Rain-sensing aerodynamic variable intermittent windshield wipers and intermittent rear wiper	S
LED Daytime Running Lights (DRL)	S	Windshield wiper de-icer	S
Front-bumper-integrated LED fog lights	S	Privacy glass on rear side, quarter and liftgate windows	S
LED accent lighting with on/off feature	S	Color-keyed rear spoiler	S
Color-keyed heated power auto-dimming outside mirrors with cameras; ⁸ turn signal indicators, vortex generators and automatic power-folding, reverse tilt-down and memory features	S	Roof rack	S
Side-body chrome moldings with Land Cruiser logo	S	Aluminum running boards	S
Power open/close rear-door liftgate (with key remote)	S	Front and rear frame-mounted tow hooks	S
Power tilt/slide moonroof with sunshade and one-touch open/close with jam protection	S	Front and rear heavy-duty mudguards	S
18-in. 5-spoke alloy wheels with P285/60R18 116V tires	S	Skid plates — on front suspension, radiator, fuel tank and transfer case	S

INTERIOR

Four-zone automatic front and rear climate control with air filter, dust and pollen filtration mode, push-button controls, separate second-row control panel, individual temperature settings for driver, front passenger and rear-seat passengers, and second- and third-row vents	S	Leather-trimmed heated power tilt/telescopic steering wheel with wood-grain-style accents and audio, Siri [®] Eyes Free, ¹⁴ Multi-Information Display, <i>Bluetooth</i> ^{®13} hands-free phone, voice-command, Toyota Safety Sense [™] P (TSS-P) ²⁰ and Dynamic Radar Cruise Control (DRCC) ¹⁹ toggle	S
Entune [™] Premium JBL [®] Audio with Integrated Navigation ² and App Suite ³ — includes a 9-in. high-resolution multimedia touch-screen with split-screen capability and integrated backup camera display, ⁴ AM/FM CD player, 14 JBL [®] speakers including subwoofer, SiriusXM [®] Satellite Radio ⁵ with 3-month complimentary SiriusXM All Access trial, ⁶ HD Radio ^{™7} Technology with iTunes [®] Tagging, ⁸ USB port ⁹ with iPod ^{®10} connectivity and control, vehicle information, hands-free phone capability, phone book access, advanced voice recognition, ¹¹ music streaming ¹² via <i>Bluetooth</i> ^{®13} wireless technology, and Siri [®] Eyes Free. ¹⁴ Access to Entune [®] App Suite ³ is subscription-free. See toyota.com/entune for details.	S	Optitron instrumentation with turquoise-illuminated edges and white-backlit speedometer, tachometer, voltmeter, coolant temperature, fuel and engine oil pressure gauges; TFT Multi-Information Display with odometer, tripmeter, speedometer, shift position, current and average fuel economy, distance to empty, average speed, parking assist, steering wheel angle, ECO Driving Indicator zone display, Multi-terrain Select including Crawl Control (CRAWL) ²¹ with Off-road Turn Assist (OTA), TPMS ²² with individual tire location including spare, Dynamic Radar Cruise Control (DRCC) ¹⁹ adjustment information, TSS-P Pre-Collision System (PCS) ²³ warning alarm adjustment, Lane Departure Alert (LDA) ²⁴ and Sway Warning adjustment, ²⁵ maintenance information and warning messages	S
Entune [®] App Suite ³ — includes Destination Search, Facebook Places, iHeartRadio, MovieTickets.com, OpenTable, [®] Pandora, ^{®15} Yelp [®] and Slacker Radio. Access to Entune [®] App Suite ³ is subscription-free. See toyota.com/entune for details.	S	Smart Key System ²⁵ on all doors and liftgate with remote keyless entry system, remote illuminated entry and Push Button Start	S
Enhanced Multi-terrain Monitor ¹⁶ with selectable front, side or rear views	S	Power windows with one-touch auto up/down with jam protection in all positions	S
Rear-seat DVD entertainment system with two individual 11.6-in. display screens, RCA jacks, HDMI input, remote and two wireless headphones ¹⁷	O	Power door locks with shift-linked automatic lock/unlock feature	S
Qi-compatible wireless smartphone and mobile device charging ¹⁸ with full-charge indicator light (located at the bottom of the dashboard center stack)	S	Auto-dimming rearview mirror with compass and HomeLink ^{®26} universal transceiver	S
8-passenger seating with semi-aniline perforated leather-trimmed seating surfaces in Black or available (no-cost) Terra	S	LED accent lighting illuminating from the front- and rear-door upper trim	S
Multi-stage heated and ventilated front seats with seatback pockets; 10-way power-adjustable driver's seat with three-position memory function and power lumbar support	S	Overhead console with maplights, sunglasses storage and Safety Connect ^{®27} controls	S
40/20/40 split, sliding, reclining, folding, tumble and multi-stage heated second-row seat with center armrest and abrasion-resistant seatback material	S	Bi-level covered center console with cooler box and second-row vents	S
50/50 split, fold-down third-row seat with folding headrests and abrasion-resistant seatback material	S	Two center console area 12V auxiliary power outlets, and one rear cargo area 120V AC power outlet	S
Dynamic Radar Cruise Control (DRCC) ¹⁹	S	Front- and rear-door storage pockets	S
		Twelve cup and bottle holders	S
		Dual extendable sun visors with illuminated vanity mirrors and secondary visors	S
		Second- and third-row LED illumination and second-row LED maplights	S

S = Standard **O** = Optional

FEATURES (continued)

SAFETY AND CONVENIENCE

Toyota Safety Sense™ P (TSS-P) ²⁰ — Pre-Collision System ²³ with Pedestrian Detection ²⁶ (PCS w/PD), Lane Departure Alert (LDA) ²⁴ with Sway Warning System (SWS), ⁵⁰ Automatic High Beams (AHB) ²⁹ and Dynamic Radar Cruise Control (DRCC) ¹⁹	S	LATCH (Lower Anchors and Tethers for CHildren) includes lower anchors on outboard second-row seats and tether anchors on all second-row seats	S
STAR SM SAFETY SYSTEM Star Safety System™ — includes Vehicle Stability Control (VSC), ³⁰ Active Traction Control (A-TRAC), Multi-terrain 4-wheel Anti-lock Brake System (ABS), Electronic Brake-force Distribution (EBD), Brake Assist (BA) ³¹ and Smart Stop Technology® (SST). ³² At speeds greater than five miles per hour, when the accelerator is depressed first and the brakes are then applied firmly for longer than one-half second, Smart Stop Technology ^{®32} is designed to help the driver bring the vehicle to a stop.	S	Child-protector rear door locks and power window lockout control	S
Ten airbags ³³ — includes driver and front passenger Advanced Airbag System, driver and front passenger seat-mounted side airbags, second-row outboard seat-mounted side airbags, driver and front passenger knee airbags, and all-row Roll-sensing Side Curtain Airbags (RSCA) with cutoff switch	S	Head-impact protection structure with energy-absorbing soft upper interior trim	S
Driver and front passenger active headrests ³⁴	S	Highly rigid body structure with side-impact door beams	S
Driver and front passenger Active Seatbelt Pretensioning System with force limiters	S	Tire Pressure Monitor System (TPMS) ²² with direct pressure readout and individual tire location alert	S
3-point seatbelts for all seating positions; driver-side Emergency Locking Retractor (ELR) and Automatic/Emergency Locking Retractor (ALR/ELR) on all passenger belts	S	Safety Connect ^{®27} — includes Emergency Assistance, Stolen Vehicle Locator, Roadside Assistance and Automatic Collision Notification; available by subscription; complimentary one-year trial subscription	S
Adjustable front- and second-row outboard seatbelt anchors	S	Front and rear parking assist sonar ³⁵	S
		Blind Spot Monitor (BSM) ³⁶ and Rear Cross-Traffic Alert (RCTA) ³⁷	S
		Trailer-Sway Control (TSC) ³⁸	S
		Hill Start Assist Control (HAC) ³⁹	S
		Anti-theft system with engine immobilizer ⁴⁰	S
		ToyotaCare ⁴¹ featuring a no cost maintenance plan with roadside assistance ⁴²	S

OPTIONS

Rear-seat DVD entertainment system with two individual 11.6-in. display screens, RCA jacks, HDMI input, remote and two wireless headphones ¹⁷	O
--	----------

S = Standard **O** = Optional

SPECIFICATIONS

MECHANICAL/PERFORMANCE

ENGINE	
5.7-Liter DOHC 32-Valve V8 with Dual Independent Variable Valve Timing with intelligence (VVT-i); 381 hp @ 5600 rpm; 401 lb.-ft. @ 3600 rpm	S
EMISSION RATING	
Ultra Low Emission Vehicle II (ULEV-II)	S
TRANSMISSION	
8-speed Electronically Controlled automatic Transmission with intelligence (ECT-i); sequential shift mode and uphill/downhill shift logic	S
IGNITION SYSTEM	
Electronic, with Toyota Direct Ignition (TDI)	S
DRIVETRAIN	
Full-time 4WD system with Active Traction Control (A-TRAC) and Torsen ^{®43} limited-slip center differential with locking feature	S
BODY CONSTRUCTION	
Unitized steel body on 10-member high-tensile-steel ladder frame	S
SUSPENSION	
Independent double-wishbone front suspension with coil springs and stabilizer bar; 4-link rear suspension with coil springs, stabilizer bar and semi-floating axle	S
Kinetic Dynamic Suspension System (KDSS)	S
STEERING	
Vehicle speed-sensing, variable gear ratio, power-assisted rack-and-pinion	S
Turning circle diameter, curb to curb (ft.)	38.7
BRAKES	
Power-assisted 4-piston front/2-piston rear ventilated disc brakes with hydraulic brake booster and Star Safety System [™]	S
Front disc brake rotor diameter (in.)	13.97
Rear disc brake rotor diameter (in.)	13.58
DIMENSIONS	
EXTERIOR (in.)	
Overall height	74.0
Overall width	77.95
Overall length	194.9
Wheelbase	112.2
Track (front/rear)	64.9/64.74

INTERIOR (front/rear) (in.)	
Head room	38.3/38.9/35.8
Shoulder room	61.0/61.1/62.3
Hip room	59.4/58.6/56.6
Leg room	42.9/34.4/28.3
OFF-HIGHWAY	
Angle of approach/departure/breakover (degrees)	30/20/21
Ground clearance (in.)	8.9
5-Speed Crawl Control (CRAWL) ²¹ with Off-road Turn Assist (OTA)	S
Multi-terrain Select	S
RATIOS	
Rear axle	3.307
Transfer case (high/low)	1.000:1/2.618:1
WEIGHTS AND CAPACITIES	
Curb weight (lb.)	5815
Gross Vehicle Weight Rating (GVWR) (lb.)	7385
Cargo volume (cu. ft.) ⁴⁴ behind front/second-row/third-row seats	81.7/43.0/16.1
Fuel tank (gal.)	24.6
Seating capacity	8
TOWING	
Integrated towing hitch receiver and wiring harness with 4-/7-pin connectors ⁴⁵	S
Towing capacity ⁴⁵	8100
TIRES	
Mud-and-Snow-rated steel-belted radials	S
Full-size on alloy wheel, mounted under body	S
MILEAGE ESTIMATES (mpg city/highway/combined)⁴⁶	
CVTi-S	13/18/15

S = Standard

DISCLOSURES

1. Toyota strives to build vehicles to match customer interest and thus they typically are built with popular options and option packages. Not all options/packages are available separately and some may not be available in all regions of the country. See toyota.com for information about options/packages commonly available in your area. If you would prefer a vehicle without any or with different options, contact your dealer to check for current availability or the possibility of placing a special order. 2. Availability and accuracy of the information provided by the navigation system is dependent upon many factors. Use common sense when relying on information provided. Services and programming subject to change. Services not available in every city or roadway. Updates may be available from your dealer at an additional cost. See *Owner's Manual* for details. 3. Be sure to obey traffic regulations and maintain awareness of road and traffic conditions at all times. Apps/services vary by phone/carrier; functionality depends on many factors. Select apps use large amounts of data; you are responsible for charges. Apps and services subject to change. See toyota.com/entune for details. 4. The backup camera does not provide a comprehensive view of the rear area of the vehicle. You should also look around outside your vehicle and use your mirrors to confirm rearward clearance. Environmental conditions may limit effectiveness and view may become obscured. See *Owner's Manual* for additional limitations and details. 5. SiriusXM audio devices require a subscription sold separately, or as a package, by Sirius XM Radio Inc. **If you decide to continue service after your trial, the subscription plan you choose will automatically renew thereafter and you will be charged according to your chosen payment method at then-current rates. Fees and taxes apply. To cancel you must call SiriusXM at 1-866-635-2349. See SiriusXM Customer Agreement for complete terms at www.siriusxm.com.** All fees and programming subject to change. Not all vehicles or devices are capable of receiving all services offered by SiriusXM. Current information and features may not be available in all locations, or on all receivers. ©2017 Sirius XM Radio Inc. Sirius, XM, SiriusXM and all related marks and logos are trademarks of Sirius XM Radio Inc. 6. Trial length and service availability may vary by model, model year or trim. 7. HD Radio™ Technology manufactured under license from iBiquity Digital Corporation U.S. and Foreign Patents. HD Radio™ and the HD, HD Radio, and “Arc” logos are proprietary trademarks of iBiquity Digital Corp. 8. iTunes® Tagging is a registered trademark of Apple Inc. All rights reserved. 9. May not be compatible with all mobile phones, MP3/WMA players and like models. 10. iPod® and iPhone® are registered trademarks of Apple Inc. All rights reserved. 11. Advanced voice recognition capabilities vary by head unit. 12. Apps/services vary by phone/carrier; functionality depends on many factors. Select apps use large amounts of data; you are responsible for charges. Apps and services subject to change. See toyota.com/entune for details. 13. The Bluetooth® word mark and logos are registered trademarks owned by Bluetooth SIG, Inc., and any use of such marks by Toyota is under license. A compatible Bluetooth®-enabled phone must first be paired. Phone performance depends on software, coverage and carrier. 14. Always drive safely, obey traffic laws and focus on the road while driving. Siri® is available on select iPhone®/iPad® models and requires Internet access. Siri® is not available in all languages or all areas and features vary by area. Some Siri® functionality and commands are not accessible in the vehicle. Data charges may apply. See apple.com and phone carrier for details. Siri® is a registered trademark of Apple Inc. 15. PANDORA® the PANDORA® logo, and the Pandora trade dress are trademarks or registered trademarks of Pandora Media, Inc., used with permission. 16. The Multi-terrain Monitor does not provide a comprehensive view of the area surrounding the vehicle. You should also look around outside your vehicle and use your mirrors to confirm clearance. Environmental conditions may limit effectiveness and view may become obscured. See *Owner's Manual* for additional limitations and details. 17. Headphones are for passenger use only. Do not use while driving vehicle. 18. Qi wireless charging may not be compatible with all mobile phones, MP3/WMA players and like models. When using the wireless charging system, avoid placing metal objects between the wireless charger and the mobile device when charging is active. Doing so may cause metal objects to become hot and could cause burns. 19. Dynamic Radar Cruise Control is designed to assist the driver and is not a substitute for safe and attentive driving practices. System effectiveness is dependent on road, weather and traffic conditions. See *Owner's Manual* for additional limitations and details. 20. Drivers are responsible for their own safe driving. Always pay attention to your surroundings and drive safely. Depending on the conditions of roads, weather and the vehicle, the system(s) may not work as intended. See *Owner's Manual* for additional limitations and details. 21. Crawl Control is designed for driving on difficult terrain at low speeds. It assists the driver by controlling acceleration and braking, allowing the driver to focus on steering. The Toyota Land Cruiser is designed to meet off-road driving requirements, but off-roading is inherently dangerous. Always wear seatbelts. See *Owner's Manual* for additional limitations and details. 22. The Toyota Tire Pressure Monitor alerts the driver when tire pressure is critically low. For optimal tire wear and performance, tire pressure should be checked regularly with a gauge; do not rely solely on the monitor system. See *Owner's Manual* for details. 23. The TSS Pre-Collision System is designed to help avoid or reduce the crash speed and damage in certain frontal collisions only. It is not a substitute for safe and attentive driving. System effectiveness is dependent on road, weather and vehicle conditions. See *Owner's Manual* for additional limitations and details. 24. Lane Departure Alert is designed to read visible lane markers under certain conditions, and provide visual and audible alerts when lane departure is detected. It is not a collision-avoidance system or a substitute for safe and attentive driving. Effectiveness is dependent on road, weather and vehicle conditions. See *Owner's Manual* for additional limitations and details. 25. The Smart Key System may interfere with some pacemakers or cardiac defibrillators. If you have one of these medical devices, please talk to your doctor to see if you should deactivate this system. 26. HomeLink® and the HomeLink® house icon are registered trademarks of Gentex Corporation. 27. Contact with the response center may not be available in all areas. Service Agreement required. A variety of subscription terms available; charges will vary. See toyota.com for details. 28. The Pedestrian Detection system is designed to detect a pedestrian ahead of the vehicle, determine if impact is imminent and help reduce impact speed. It is not a substitute for safe and attentive driving. System effectiveness depends on many factors, such as speed, size and position of pedestrians, and weather, light and road conditions. See *Owner's Manual* for additional limitations and details. 29. Automatic High Beams operate at speeds above 25 mph. Factors such as a dirty windshield, weather, lighting and terrain limit effectiveness, requiring the driver to manually operate the high beams. See *Owner's Manual* for additional limitations and details. 30. Vehicle Stability Control is an electronic system designed to help the driver maintain vehicle control under adverse conditions. It is not a substitute for safe and attentive driving practices. Factors including speed, road conditions, weather and driver steering input can all affect whether VSC will be effective in preventing a loss of control. See *Owner's Manual* for additional limitations and details. 31. Brake Assist is designed to help the driver take full advantage of the benefits of ABS. It is not a substitute for safe driving practices. Braking effectiveness also depends on proper vehicle maintenance, and tire and road conditions. See *Owner's Manual* for additional limitations and details. 32. Smart Stop Technology® operates only in the event of certain contemporaneous brake and accelerator pedal applications. When engaged, the system will reduce power to help the brakes bring the vehicle to a stop. Factors including speed, road conditions and driver input can all impact stopping distance. Smart Stop Technology® is not a substitute for safe and attentive driving and does not guarantee instant stopping. See *Owner's Manual* for details. 33. All the airbag systems are Supplemental Restraint Systems. All airbags (if installed) are designed to inflate only under certain conditions and in certain types of severe collisions. To decrease the risk of injury from an inflating airbag, always wear seatbelts and sit upright in the middle of the seat as far back as possible. Do not put objects in front of an airbag or around the seatback. Do not use a rearward-facing child seat in any front passenger seat. See *Owner's Manual* for further information/warnings. 34. Active front headrests can help reduce the extent of whiplash in certain types of rear-end collisions. 35. Do not exclusively rely on the parking assist sonar system. Always look over your shoulder and use your mirrors to confirm clearance. Certain vehicle and environmental conditions may affect the ability of the sensors to detect an object. Even the shape and composition of the object can be a factor. See *Owner's Manual* for additional limitations and details. 36. Do not rely exclusively on the Blind Spot Monitor. Always look over your shoulder and use your turn signal. There are limitations to the function, detection and range of the monitor. See *Owner's Manual* for additional limitations and details. 37. Do not rely exclusively on the Rear Cross-Traffic Alert system. Always look over your shoulder and use your mirrors to confirm rear clearance. There are limitations to the function, detection and range of the system. See *Owner's Manual* for additional limitations and details. 38. Trailer-Sway Control (TSC) is an electronic system designed to help the driver maintain vehicle control under adverse conditions. It is not a substitute for safe driving practices. Factors including speed, road conditions, weather and driver steering input can all affect whether TSC will be effective in preventing a loss of control. See *Owner's Manual* for additional limitations and details. 39. Hill Start Assist Control is designed to help minimize backward rolling on steep ascents. It is not a substitute for safe driving judgment and practices. Factors including speed, grade, surface conditions and driver input can all affect whether HAC will be effective in preventing a loss of control. See *Owner's Manual* for additional limitations and details. 40. The engine immobilizer is a state-of-the-art anti-theft system. When you insert your key into the ignition switch or bring a Smart Key fob into the vehicle, the key transmits an electronic code to the vehicle. The engine will only start if the code in the transponder chip inside the key/fob matches the code in the vehicle's immobilizer. Because the transponder chip is embedded in the key/fob, it can be costly to replace. If you lose a key or fob, your Toyota dealer can help. Alternatively, you can find a qualified independent locksmith to perform high-security key services by consulting your local Yellow Pages or by contacting www.aloa.org. 41. Covers normal factory scheduled service for 2 years or 25K miles, whichever comes first. See Toyota dealer for details and exclusions. Valid only in the continental U.S. and Alaska. 42. Does not include parts and fluids, except emergency fuel delivery. Valid only in the continental U.S. and Alaska. 43. Torsen® is a registered trademark of Zexel Torsen, Inc. 44. Cargo and load capacity limited by weight and distribution. 45. Before towing, confirm your vehicle and trailer are compatible, hooked up and loaded properly and that you have any necessary additional equipment. Do not exceed any Weight Ratings and follow all instructions in your *Owner's Manual*. The maximum you can tow depends on base curb weight plus the total weight of any cargo, occupants, and added vehicle equipment. “Added vehicle equipment” includes additional standard/optional equipment and accessories added by the manufacturer, dealers, and/or vehicle owners. The only way to be certain of your vehicle's exact curb weight is to weigh your vehicle without passengers or cargo. 46. 2018 EPA-estimated mileage. Actual mileage will vary. 47. Extra-cost color. 48. Sway Warning is designed to provide a visual and audible alert if it detects a pattern of vehicle movement that might indicate driver inattention or drowsiness. It is not a collision-avoidance system or a substitute for safe and attentive driving. Effectiveness is dependent on road, weather and vehicle conditions. See *Owner's Manual* for additional limitations and details. 49. This floor mat was designed specifically for use in your model and model year vehicle and SHOULD NOT be used in any other vehicle. To avoid potential interference with pedal operation, each mat must be secured with its fasteners. Do not install a floor mat on top of an existing floor mat. 50. Sway Warning is designed to provide a visual and audible alert if it detects a pattern of vehicle movement that might indicate driver inattention or drowsiness. It is not a collision-avoidance system or a substitute for safe and attentive driving. Effectiveness is dependent on road, weather and vehicle conditions. See *Owner's Manual* for additional limitations and details.

Some vehicles are shown with available equipment. Seatbelts should be worn at all times. For details on vehicle specifications, standard features and available equipment in your area, contact your Toyota dealer. A vehicle with particular equipment may not be available at the dealership. Ask your Toyota dealer to help locate a specifically equipped vehicle.

All information presented herein is based on data available at the time of posting, is subject to change without notice and pertains specifically to mainland U.S.A. vehicles only. Prototypes shown. Actual production vehicles will vary.

CARS BUILT FOR THE WAY YOU LIVE

At Toyota, we build cars for how you live. From building advanced safety features designed to help prevent crashes to driving cross-country to understand how we can make your driving experience better, our work starts with understanding your needs. Building cars for how you live also means thinking about tomorrow — from fuel efficiency and environmental innovations, to things beyond cars, like a bicycle that you can control with your mind. And because what we learn building cars can help improve lives in other places, we do things like help communities rebuild their homes quickly after a disaster and work with soup kitchens to help them serve more people faster. Toyota. Built for how you live. Together we are going places.

WARRANTIES

Every Toyota Car, Truck and SUV is built to exceptional standards. And that's not idle boasting. We back it up with these Limited Warranty Coverages:

Basic: 36 months/36,000 miles (all components other than normal wear and maintenance items).

Powertrain: 60 months/60,000 miles (engine, transmission/transaxle, drive system, seatbelts and airbags).

Rust-Through: 60 months/unlimited miles (corrosion perforation of sheet metal).

Emissions: Coverages vary under Federal and California regulations. Refer to applicable *Warranty and Maintenance Guide* for details.

Accessories: For Genuine Toyota Accessories purchased at the time of the new vehicle purchase, the Toyota Accessory Warranty coverage is in effect for 36 months/36,000 miles from the vehicle's in-service date, which is the same coverage as the Toyota New Vehicle Limited Warranty.

For Genuine Toyota Accessories purchased after the new vehicle purchase the coverage is 12 months, regardless of mileage, from the date the accessory was installed on the vehicle, or the remainder of any applicable new vehicle warranty, whichever provides greater coverage.

You may be eligible for transportation assistance if it's necessary that your vehicle be kept overnight for repairs covered under warranty. Please see your authorized Toyota dealership for further details.

For complete details about Toyota's warranties, please visit www.toyota.com, refer to the applicable *Warranty and Maintenance Guide* or see your Toyota dealer.



For Toyota Mobility program details, go to www.toyota.com/mobility or call the Toyota Customer Assistance Center at 1-800-331-4331